

Scaled data based on original data using
LM-79-08 Approved Method: Electrical and Photometric Measurements of Solid-
State Lighting Products

Test Report Prepared for
Cooper Lighting Solutions
(formerly Eaton)

Brand: INVUE

Report Number: P401434

Luminaire Tested: **ENT-SA1D-727-U-SL3**

Issue Date: 5/20/2020

Test Information

Test Method: LM-79-08
Report Number: P401434
TEST IS SCALED FROM IESNA LM-79-08 TEST DATA (G1-2004-754-3)
Test Lab: INNOVATION CENTER
Issue Date: 5/20/2020
Manufacturer: COOPER LIGHTING SOLUTIONS (FORMERLY EATON)
Product Line: INVUE
Catalog Number: ENT-SA1D-727-U-SL3
Description: ENTRI LED LUMINAIRE
(1) 70 CRI, 2700K, 800mA LIGHTSQUARE WITH 16 LEDS AND TYPE III SPILL
LIGHT ELIMINATOR OPTICS
Light Source: -
Ballast/Driver: ELECTRONIC DRIVER

Summary

Lumens per Lamp: N/A
Luminaire Lumens: 4632 lumens
Efficiency: N/A
Efficacy: 107.5 lumens/watt
Luminous Opening: Rectangular (W 0.5' x L: 0.5' x H: 0')
IES Classification: Type III - Medium - Non-Cutoff
BUG Rating: B1 - U0 - G1

Input Watts (W): 43.1
Input Voltage (V): NR
Input Current (Ain): NR
Voltage Rise (V): NR
Power Factor: NR
Total Harmonic Distortion (THDi): NR
Frequency (hertz): 60
Stabilization Time: NR
Operation Time: NR
Ambient Temperature (°C): NR
Test Distance: 25 FT

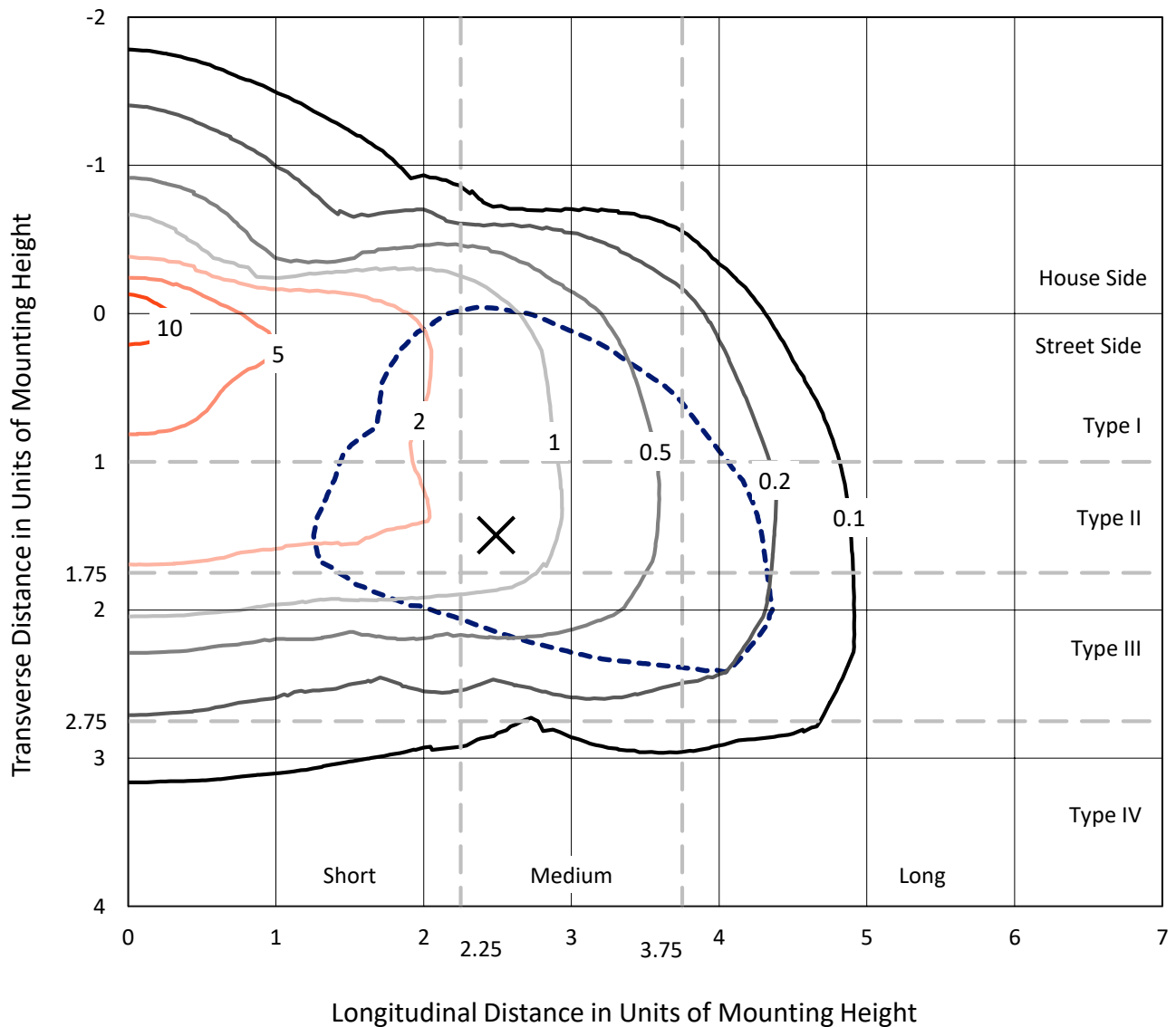


REPORT NUMBER: P401434

CATALOG NUMBER: ENT-SA1D-727-U-SL3

Iso-Footcandle Lines of Horizontal Illumination

× Max cd
 - - - 1/2 Max cd

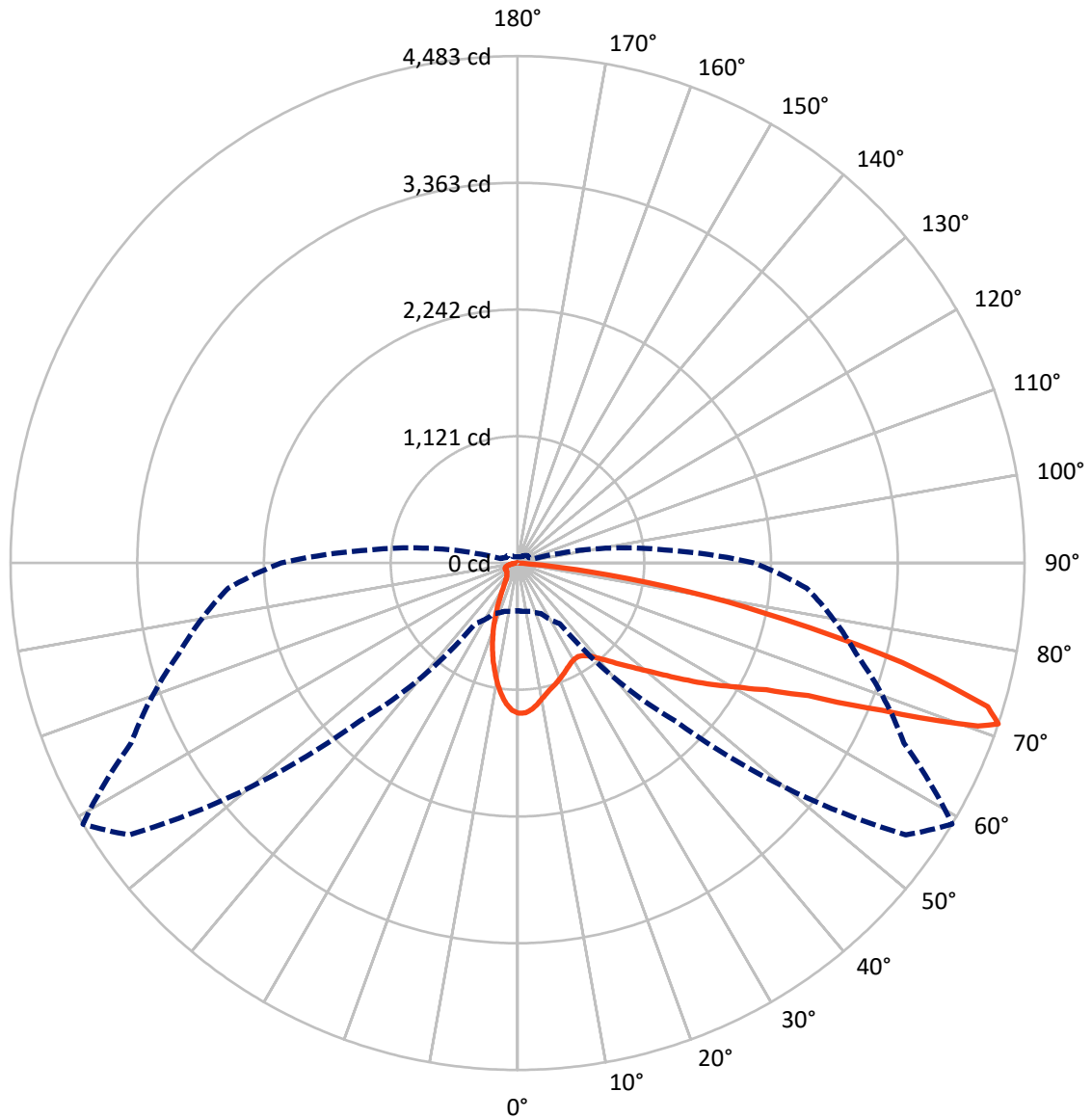


Based on 10 foot mounting height. Maximum calculated value = 13.3 fc
 Type III - Medium - Non-Cutoff

REPORT NUMBER: P401434

CATALOG NUMBER: ENT-SA1D-727-U-SL3

Luminous Intensity Polar Plot



— Vertical Plane Through 59-Deg Lateral - - - Horizontal Cone Through 71-Deg Vertical

REPORT NUMBER: P401434

CATALOG NUMBER: ENT-SA1D-727-U-SL3

FLUX DISTRIBUTION:

		Downward	Upward	Total
House Side	Lumens	786.2	0.0	786.2
	% Fixture	17.0	0.0	17.0
Street Side	Lumens	3845.8	0.0	3845.8
	% Fixture	83.0	0.0	83.0
Total	Lumens	4632.0	0.0	4632.0
	% Fixture	100.0	0.0	100.0

Coefficient of Utilization

ZONAL LUMENS:

Zone	Lumens	% Fixture
0°-10°	114.8	2.5
10°-20°	258.0	5.6
20°-30°	327.8	7.1
30°-40°	419.1	9.0
40°-50°	581.6	12.6
50°-60°	861.1	18.6
60°-70°	1163.9	25.1
70°-80°	825.4	17.8
80°-90°	80.2	1.7
90°-100°	0.0	0.0
100°-110°	0.0	0.0
110°-120°	0.0	0.0
120°-130°	0.0	0.0
130°-140°	0.0	0.0
140°-150°	0.0	0.0
150°-160°	0.0	0.0
160°-170°	0.0	0.0
170°-180°	0.0	0.0
0°-90°	4632.0	100.0
0°-180°	4632.0	100.0



REPORT NUMBER: P401434

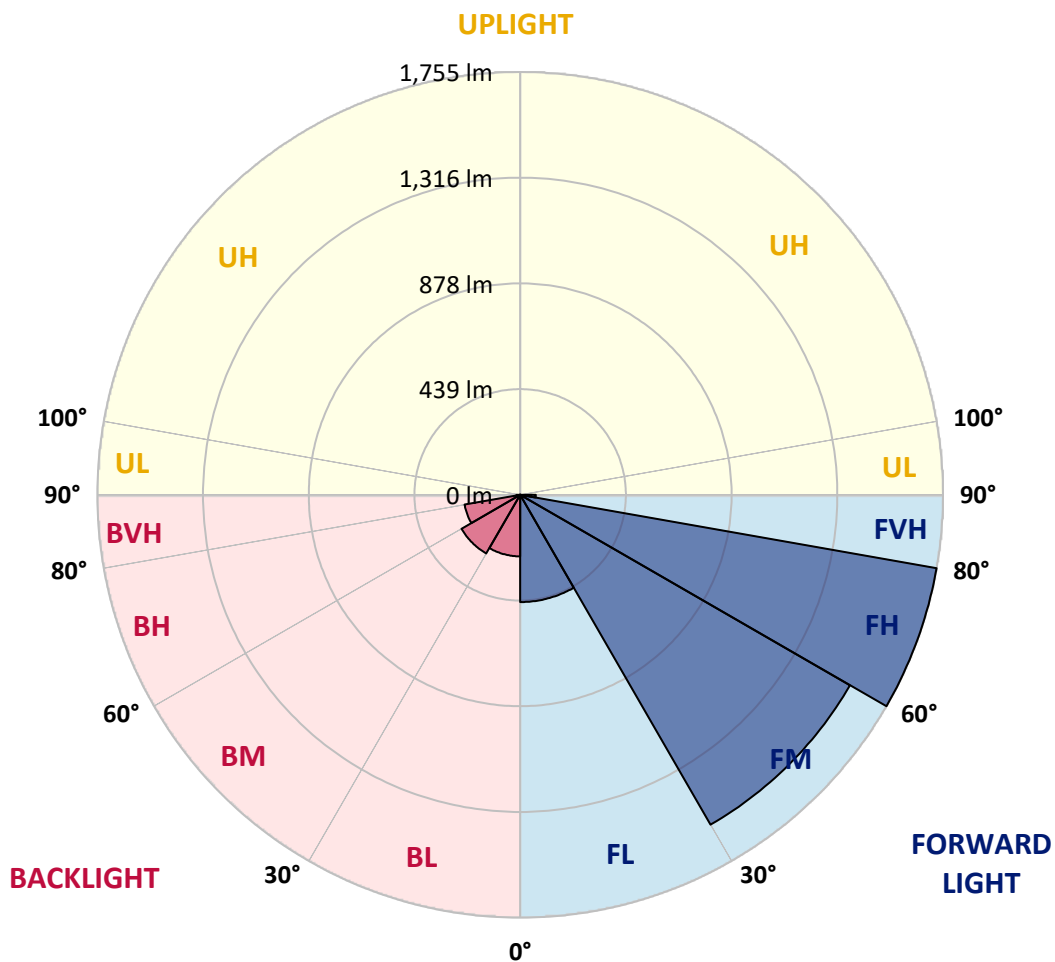
CATALOG NUMBER: ENT-SA1D-727-U-SL3

LUMINAIRE CLASSIFICATION SYSTEM LUMEN TABLE AND BUG RATING:

Zone		Lumens	% Fixture	Zone Rating/Lumen Limit		
				B	U	G
FL	(0°-30°)	445.2	9.6			
FM	(30°-60°)	1580.7	34.1			
FH	(60°-80°)	1755.0	37.9			G1/1800
FVH	(80°-90°)	64.9	1.4			G1/100
BL	(0°-30°)	255.4	5.5	B1/500		
BM	(30°-60°)	281.2	6.1	B1/1000		
BH	(60°-80°)	234.3	5.1	B1/500		G1/500
BVH	(80°-90°)	15.3	0.3			G1/100
UL	(90°-100°)	0.0	0.0		U0/0	
UH	(100°-180°)	0.0	0.0		U0/0	

BUG Rating: B1-U0-G1

Type III Medium





REPORT NUMBER: P401434

CATALOG NUMBER: ENT-SA1D-727-U-SL3

CANDELA DISTRIBUTION (FULL):

	0°	5°	15°	25°	35°	45°	55°	59°	65°	75°	85°
0°	1328.9	1328.9	1328.9	1328.9	1328.9	1328.9	1328.9	1328.9	1328.9	1328.9	1328.9
2.5°	1317.5	1322.2	1324.2	1327.6	1327.6	1328.9	1327.6	1326.9	1329.6	1326.9	1319.5
5°	1259.1	1261.1	1267.2	1273.9	1280.6	1294.7	1298.7	1301.4	1307.4	1308.8	1301.4
7.5°	1179.9	1187.3	1195.3	1204.1	1218.2	1237.6	1254.4	1261.1	1272.5	1279.2	1268.5
10°	1112.8	1116.8	1120.8	1136.3	1158.4	1185.3	1202.7	1215.5	1233.6	1242.3	1232.3
12.5°	1045.7	1049.0	1057.1	1077.9	1100.7	1132.9	1164.5	1174.5	1196.0	1213.5	1205.4
15°	994.0	994.0	1000.0	1022.9	1047.0	1090.0	1126.9	1142.3	1169.2	1194.0	1183.9
17.5°	948.4	950.4	954.4	969.2	1002.7	1047.7	1094.7	1114.1	1147.7	1179.9	1166.5
20°	922.9	921.5	924.2	931.6	958.4	1006.1	1062.5	1085.3	1126.9	1171.2	1149.7
22.5°	914.1	912.8	910.8	910.1	927.6	967.8	1028.2	1056.4	1108.1	1166.5	1134.3
25°	920.8	920.8	914.8	903.4	911.4	939.0	997.4	1027.6	1087.3	1163.1	1120.2
27.5°	939.0	939.0	930.2	915.5	912.1	924.2	970.5	1002.7	1069.8	1165.1	1108.8
30°	963.8	963.1	954.4	941.6	931.6	927.6	957.8	987.3	1057.8	1173.9	1103.4
32.5°	992.0	990.6	986.6	977.9	965.8	948.4	959.1	985.3	1055.1	1189.3	1104.1
35°	1025.5	1023.5	1025.5	1020.8	1009.4	990.6	983.9	1004.7	1068.5	1218.2	1115.5
37.5°	1055.1	1053.7	1063.8	1066.5	1063.8	1039.0	1030.2	1043.7	1100.0	1263.8	1139.0
40°	1079.9	1081.2	1099.4	1118.8	1122.9	1101.4	1095.3	1106.8	1151.1	1319.5	1181.3
42.5°	1107.4	1111.5	1138.3	1173.2	1186.6	1172.5	1175.9	1183.9	1215.5	1395.4	1242.3
45°	1134.3	1143.0	1179.9	1224.9	1259.1	1259.1	1270.5	1278.6	1298.7	1490.7	1331.6
47.5°	1181.3	1187.3	1227.6	1281.9	1334.3	1351.1	1382.6	1379.9	1395.4	1595.4	1436.3
50°	1242.3	1252.4	1293.3	1349.7	1416.2	1463.8	1500.1	1505.4	1511.5	1702.7	1560.5
52.5°	1326.9	1339.0	1372.5	1424.9	1503.4	1581.3	1657.8	1654.4	1646.4	1819.5	1702.7
55°	1412.1	1424.9	1456.4	1498.7	1591.3	1710.8	1835.6	1830.9	1794.0	1939.0	1834.3
57.5°	1498.7	1509.5	1542.3	1579.3	1688.7	1863.8	2023.6	2026.9	1951.1	2071.9	1964.5
60°	1535.0	1551.1	1632.3	1703.4	1840.3	2033.6	2215.5	2224.2	2114.2	2206.1	2108.1
62.5°	1371.2	1390.7	1524.9	1716.8	2048.4	2361.2	2465.2	2470.6	2310.8	2354.5	2265.2
65°	1014.8	1014.1	1153.1	1440.3	2006.8	2800.8	2910.2	2825.6	2555.1	2551.1	2472.6
67.5°	581.2	598.7	643.0	859.1	1528.9	2882.0	3702.2	3481.3	2988.0	2857.2	2749.1
70°	468.5	464.4	477.9	535.6	833.6	2369.9	4218.3	4319.0	3602.8	3106.8	2686.7
71°	422.2	428.2	441.6	494.0	657.7	1977.3	4192.8	4483.4	3770.6	3100.1	2567.9
72.5°	363.1	364.4	395.3	457.1	540.3	1394.7	3876.7	4347.8	3946.5	3012.2	2393.4
75°	247.0	250.3	298.7	367.8	493.3	662.4	2773.9	3516.9	3592.1	2814.9	1976.6
77.5°	141.6	144.3	179.2	269.1	420.2	467.1	1702.7	2430.3	2582.6	2058.5	1059.8
80°	73.2	76.5	99.3	169.8	320.8	377.9	976.5	1528.2	1469.2	711.4	245.6
82.5°	19.5	22.1	28.9	61.1	155.0	246.3	432.9	632.2	451.7	147.7	89.3
85°	0.0	0.0	0.0	0.7	1.3	34.2	91.3	113.4	63.1	28.9	24.2
87.5°	0.0	0.0	0.0	0.0	0.7	1.3	1.3	1.3	1.3	2.0	2.7
90°	0.0	0.0	0.0	0.0	0.0	0.0	0.0	0.0	0.0	0.0	0.0



REPORT NUMBER: P401434

CATALOG NUMBER: ENT-SA1D-727-U-SL3

CANDELA DISTRIBUTION (continued):

	90°	95°	105°	115°	125°	135°	145°	155°	165°	175°	180°
0°	1328.9	1328.9	1328.9	1328.9	1328.9	1328.9	1328.9	1328.9	1328.9	1328.9	1328.9
2.5°	1318.2	1318.2	1314.1	1308.1	1301.4	1286.0	1288.6	1276.6	1277.9	1276.6	1276.6
5°	1295.4	1291.3	1281.3	1262.5	1241.7	1214.1	1210.1	1188.0	1175.2	1171.2	1175.9
7.5°	1263.8	1252.4	1226.9	1194.0	1154.4	1118.8	1085.9	1056.4	1034.3	1024.9	1020.8
10°	1222.2	1208.1	1166.5	1108.8	1054.4	998.7	947.0	913.5	869.2	855.7	851.7
12.5°	1188.0	1163.8	1101.4	1020.8	936.3	862.4	792.6	722.2	679.9	649.7	645.0
15°	1158.4	1124.2	1034.9	930.9	825.5	723.5	628.9	534.2	474.5	449.0	430.9
17.5°	1132.3	1088.0	968.5	833.6	703.4	568.5	453.0	362.4	324.8	305.4	306.1
20°	1105.4	1049.0	899.4	736.3	582.6	432.9	320.1	277.9	259.1	255.0	253.0
22.5°	1079.9	1004.7	826.2	640.3	459.1	318.1	257.7	236.9	232.2	232.2	232.2
25°	1051.0	959.8	752.4	542.3	347.7	251.0	221.5	214.1	215.4	218.1	218.8
27.5°	1027.6	920.8	679.2	428.9	269.8	213.4	198.0	196.7	202.0	208.1	208.1
30°	1006.8	885.3	600.0	334.9	214.8	187.3	181.9	183.9	189.3	194.6	196.7
32.5°	992.7	853.1	528.9	260.4	183.2	169.1	167.8	170.5	175.8	178.5	180.5
35°	986.6	829.6	452.4	210.1	163.1	155.7	155.0	157.1	159.7	160.4	159.7
37.5°	993.3	813.5	373.8	177.9	150.3	146.3	145.6	145.6	145.6	146.3	145.6
40°	1012.8	807.4	303.4	157.1	142.3	138.9	136.9	134.9	133.6	133.6	132.9
42.5°	1053.7	816.8	243.6	145.0	136.2	132.2	128.2	125.5	123.5	122.8	122.8
45°	1119.5	843.0	202.7	136.9	130.9	124.8	120.1	117.5	115.4	116.1	115.4
47.5°	1210.1	886.6	179.2	131.5	125.5	117.5	112.8	110.1	109.4	111.4	112.1
50°	1312.8	948.4	165.1	127.5	121.5	111.4	106.0	104.0	104.7	108.7	109.4
52.5°	1433.6	1028.2	159.1	124.8	118.1	106.0	101.3	99.3	100.7	105.4	106.0
55°	1563.8	1119.5	167.8	126.2	114.8	102.7	97.3	94.6	96.6	100.7	101.3
57.5°	1696.0	1232.3	197.3	126.9	110.7	100.0	93.3	89.3	90.6	94.0	94.6
60°	1829.6	1344.3	248.3	127.5	109.4	97.3	89.9	83.9	84.6	86.6	87.3
62.5°	1986.7	1486.6	315.4	130.2	110.7	95.3	83.9	77.2	77.2	78.5	78.5
65°	2224.9	1698.7	359.7	128.9	114.1	93.3	77.9	71.1	70.5	71.1	71.1
67.5°	2396.1	1726.9	251.0	121.5	116.1	94.0	74.5	65.8	64.4	63.8	63.8
70°	2214.9	1453.1	165.8	114.8	112.8	95.3	71.8	62.4	59.7	57.7	57.0
71°	2089.3	1309.4	153.7	112.1	110.1	94.0	70.5	60.4	57.7	56.4	55.7
72.5°	1903.4	1168.5	141.6	108.1	104.0	91.3	68.5	58.4	55.0	53.0	52.4
75°	1504.1	896.0	124.2	99.3	89.9	75.2	63.1	54.4	51.0	48.3	47.7
77.5°	679.9	356.4	95.3	85.9	73.2	59.7	55.0	50.3	46.3	44.3	43.6
80°	189.9	135.6	69.8	67.8	55.0	46.3	44.3	43.0	41.6	38.9	38.9
82.5°	87.9	79.2	49.7	47.7	37.6	32.9	34.9	35.6	35.6	32.9	32.2
85°	24.2	26.2	22.8	25.5	24.2	22.1	25.5	27.5	28.9	26.2	24.2
87.5°	2.0	4.7	6.0	10.1	12.1	12.8	16.1	19.5	20.1	16.1	16.8
90°	0.0	0.0	0.0	0.0	0.0	0.0	0.0	0.0	0.0	0.0	0.0

(END OF REPORT)